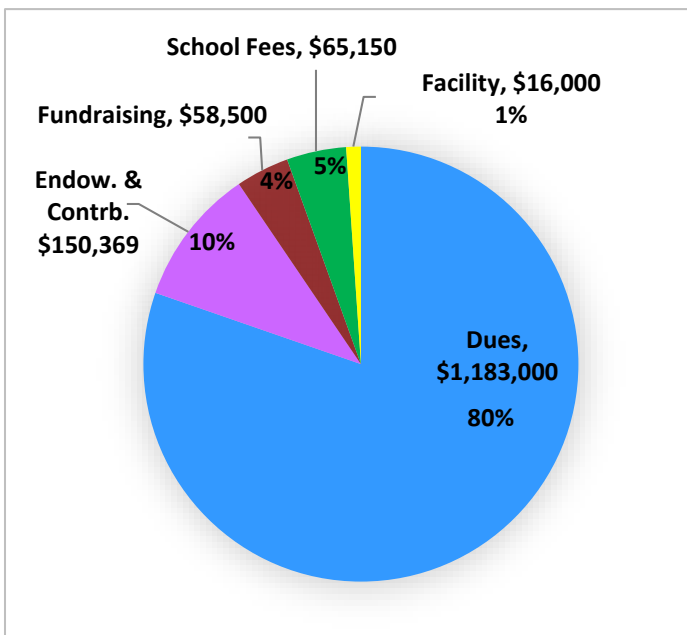


# Ohef Sholom Temple Financial Dashboard: November 2016

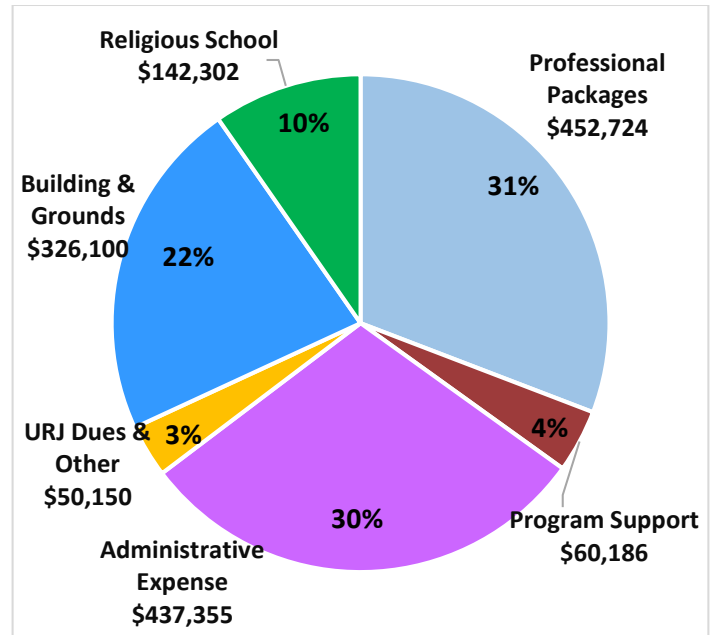
## Profit & Loss Budget Performance November 2016

	Annual Budget	YTD Budget	Actual Jun - Nov 16	\$ Over Budget
<b>Income</b>				
Membership Dues	\$1,183,000	\$572,400	\$619,987	\$47,587
Fundraising	\$58,500	\$18,000	\$18,105	\$105
Endowment & Contributions	\$150,369	\$600	\$1,426	\$903
Facility Income	\$16,000	\$5,350	\$17,500	\$12,150
School Fees	\$65,150	\$45,100	\$32,922	(\$12,178)
<b>Total Income</b>	<b>\$1,473,019</b>	<b>\$641,450</b>	<b>\$689,940</b>	<b>\$48,490</b>
<b>Expense</b>				
Professional Packages	\$452,724	\$226,365	\$205,680	(\$20,685)
Administrative Expense	\$437,355	\$216,373	\$193,485	(\$22,887)
Building & Grounds	\$326,100	\$144,935	\$144,600	(\$335)
Program Support	\$60,186	\$47,102	\$43,320	(\$3,782)
Religious School	\$142,302	\$62,234	\$62,326	\$241
URJ & Other Expenses	\$50,150	\$25,000	\$24,960	(\$40)
<b>Total Expense</b>	<b>\$1,468,816</b>	<b>\$722,009</b>	<b>\$674,520</b>	<b>(\$47,488)</b>
<b>Net Income</b>	<b>\$4,203</b>	<b>(\$80,559)</b>	<b>\$15,420</b>	<b>\$95,979</b>

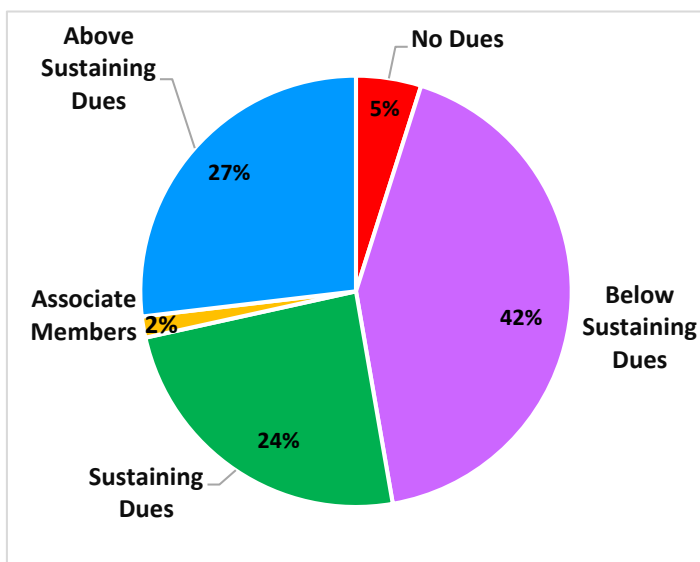
**Income**



**Expenses**



**Dues**



**Income vs. Expenses for 5 years**

